

NH Department of Education  
Office of School Finance

FY2024 Cooperative District Apportionment  
731-6514

October 25, 2023

Contoocook Valley

Amount to Apportion (MS-24)		51,457,966
State Education Tax	4,178,500	
Equitable Education Grants	<u>7,957,151</u>	
	12,135,651	
To be raised from local taxes		39,322,315

Apportionment of Local Taxes:

	Apportioned	Less State Aid	Local Tax Assessment
Antrim	7,016,601	2,642,534	4,374,067
Bennington	3,998,640	1,581,624	2,417,016
Dublin	4,753,261	686,133	4,067,128
Francestown	4,589,034	847,810	3,741,224
Greenfield	4,585,243	1,284,535	3,300,708
Hancock	4,844,245	808,965	4,035,280
Peterborough	17,379,376	3,528,583	13,850,793
Sharon	1,094,665	220,038	874,627
<u>Temple</u>	<u>3,196,901</u>	<u>535,429</u>	<u>2,661,472</u>
	51,457,966	12,135,651	39,322,315

Approved by: Brian Cisneros Oct 25, 2023

Brian Cisneros (Oct 25, 2023 15:52 EDT)

Business Administrator

Date

Prepared by: Matthew Welch Oct 25, 2023

Matthew Welch (Oct 25, 2023 16:02 EDT)

Financial Analyst

Date

Reviewed by: Mark Manganiello Oct 26, 2023

Bureau Administrator

Date

Samuel T. Casanova

Director, Division of Municipal Services  
NH Department of Revenue Administration

10/26/23

Date



FY2024 Cooperative Apportionment

	Rate	Town Specific	Apportioned	State Aid	Assessment	
Antrim	0.13635700	7,016,649	7,016,601	2,642,534	4,374,067	
Bennington	0.07770750	3,998,667	3,998,640	1,581,624	2,417,016	
Dublin	0.09237200	4,753,272	4,753,261	686,133	4,067,128	
Francestown	0.08918050	4,589,044	4,589,034	847,810	3,741,224	
Greenfield	0.08910450	4,585,133	(110)	1,284,535	3,300,708	
Hancock	0.09414000	4,844,250	5	808,965	4,035,280	
Peterborough	0.33773900	17,379,350	(27)	3,528,583	13,850,793	Subtract one dollar to blance amounts
Sharon	0.02127300	1,094,665	-	220,038	874,627	
Temple	0.06212650	3,196,901	-	535,429	2,661,472	
Total	1.00000000	51,457,931	(36)	12,135,651	39,322,315	
Prepared by	mrw	10/24/2023				
Reviewed by	MPM	10/25/2023		Final State Aid & Local Assessment		51,457,966
				Should match Total to Apportion MS24		

**NH Department of Education  
Bureau of School Finance**

**FY2024 Cooperative District Apportionment  
731-6514**

**October 17, 2023**

**Exeter Regional**

Amount to Apportion (MS-24)		61,414,771
Less:		
State Education Tax	5,547,690	
Equitable Education Grants	5,673,113	
	11,220,803	
To be raised from local taxes		50,193,968

	Apportioned	Less State Aid	Local Tax Assessment
Brentwood	9,236,751	1,678,203	7,558,548
East Kingston	4,384,560	788,910	3,595,650
Exeter	26,287,881	4,904,394	21,383,487
Kensington	3,168,160	633,121	2,535,039
Newfields	3,223,346	582,852	2,640,494
Stratham	15,114,073	2,633,323	12,480,750
	61,414,771	11,220,803	50,193,968

Reviewed by:	<i>Mollie O'Keefe</i>	Oct 17, 2023
	Business Administrator	Date
Prepared by:	<i>Brian Eaton</i>	Oct 17, 2023
	<small>Brian Eaton (Oct 17, 2023 13:06 EDT)</small> Administrator II	Date
Reviewed by:	<i>Mark Manganiello</i>	Oct 17, 2023
	Administrator, IV	Date

<i>Sauve T. Cooney</i>	10/17/23
Director, Division of Municipal Services NH Department of Revenue Administration	Date



NH Department of Education  
Bureau of School Finance

FY2024 Cooperative District Apportionment  
731-6514

December 5, 2023

Fall Mountain

Amount to Apportion (MS-24)		30,707,349
Less:		
State Education Tax	1,991,374	
Equitable Education Grants	<u>9,326,868</u>	
	11,318,242	
To be raised from local taxes		19,389,107

Apportionment of Local Taxes:	Apportioned	Less State Aid	Local Tax Assessment
Acworth	2,242,678	709,559	1,533,119
Alstead	4,467,810	1,759,874	2,707,936
Charlestown	13,348,778	6,151,223	7,197,555
Langdon	1,585,008	499,185	1,085,823
Walpole	<u>9,063,075</u>	<u>2,198,401</u>	<u>6,864,674</u>
	30,707,349	11,318,242	19,389,107

Approved by: Lori Schmitt Dec 5, 2023  
Business Administrator Date

Prepared by: Matthew Welch Dec 5, 2023  
Matthew Welch (Dec 5, 2023 12:35 EST) Date  
Financial Analyst

Reviewed by: Mark Manganiello Dec 5, 2023  
Bureau Administrator Date

Stacy T. Lawrence 12/6/23  
Director, Division of Municipal Services Date  
NH Department of Revenue Administration



**NH Department of Education  
Bureau of School Finance**

**FY2024 Cooperative District Apportionment  
731-6514**

**November 21, 2023**

**Gorham Randolph Shelburne**

Amount to Apportion (MS-24)		8,695,199
Less:		
State Education Tax	596,688	
Equitable Education Grants	2,171,743	
	2,768,431	
To be raised from local taxes		5,926,768

**Chapter 89, Laws of 2005**

Apportionment of Local Taxes:			Local Tax	Buy-In	Total
	Apportioned	Less State Aid	Assessment	Year 18 of 20	Assessment
Gorham	7,244,104	2,455,173	4,788,931	0	4,788,931
Randolph	669,011	114,156	554,855	11,877	566,732
Shelburne	782,084	199,102	582,982	18,784	601,766
	8,695,199	2,768,431	5,926,768	30,661	5,957,429

Approved by: *Cassandra Micucci*  
Cassandra Micucci (Nov 21, 2023 18:00 EST)  
 Business Administrator

Nov 21, 2023  
Date

Prepared by: *Brian Eaton*  
Brian Eaton (Nov 22, 2023 07:38 EST)  
 Administrator II

Nov 22, 2023  
Date

Reviewed by: *Mark Manganiello*  
 Administrator IV

Nov 22, 2023  
Date

*Simon T. Leonard*  
 Director, Division of Municipal Services  
 NH Department of Revenue Administration

11/22/23  
Date









NH Department of Education  
Office of School Finance

FY2024 Cooperative District Apportionment

603-731-6514

October 12, 2023

Hillsboro-Deering Cooperative

Amount to Apportion (MS-24)		22,693,455
Less:		
State Education Tax	1,473,229	
Equitable Education Grants	<u>6,522,523</u>	
	7,995,752	
To be raised from local taxes		14,697,703

Apportionment of Local Taxes:			Local Tax
	Apportioned	Less State Aid	Assessment
Deering	5,401,062	1,305,426	4,095,636
Hillsborough	<u>17,292,393</u>	<u>6,690,326</u>	<u>10,602,067</u>
	22,693,455	7,995,752	14,697,703

Reviewed by: Grant G. Geisler Oct 12, 2023  
Grant G. Geisler (Oct 12, 2023 15:25 EDT)  
Business Administrator Date

Administrator: Brian Eaton Oct 12, 2023  
Brian Eaton (Oct 12, 2023 16:10 EDT)  
Administrator II Date

Reviewed by: Mark Manganiello Oct 13, 2023  
Administrator IV Date

[Signature] 10/13/2023  
Director, Division of Municipal Services Date  
NH Department of Revenue Administration



NH Department of Education  
Office of School Finance

FY2024 Cooperative District Apportionment  
731-6514

October 30, 2023

Hollis-Brookline

Amount to Apportion (MS-24)		26,085,397
Less:		
State Education Tax	1,973,551	
Equitable Education Grants	<u>3,394,723</u>	
	5,368,274	
To be raised from local taxes		20,717,123

Apportionment of Local Taxes:		Local Tax	
	Apportioned	Less State Aid	Assessment
Brookline	11,703,508	2,652,695	9,050,813
Hollis	<u>14,381,889</u>	<u>2,715,579</u>	<u>11,666,310</u>
	26,085,397	5,368,274	20,717,123

Approved by: Kelly Seeley Oct 30, 2023  
Kelly Seeley (Oct 30, 2023 09:00 EDT)  
Business Administrator Date

Prepared by: Brian Eaton Oct 30, 2023  
Brian Eaton (Oct 30, 2023 09:04 EDT)  
Administrator II Date

Reviewed by Mark Manganiello Oct 30, 2023  
Bureau Administrator Date

Sandra T. Corbett 10/30/23  
Director, Division of Municipal Services Date  
NH Department of Revenue Administration



**NH Department of Education  
Office of School Finance**

**FY2023 Cooperative District Apportionment  
271-2752**

**October 27, 2023**

**Inter Lakes**

Amount to Apportion (MS-24)		29,403,243
Less:		
State Education Tax	6,608,290	
Equitable Education Grants	0	
	6,608,290	
To be raised from local taxes		22,794,953

Apportionment of Local Taxes:	Apportioned	Less State Aid	Local Tax Assessment
Center Harbor	3,733,671	1,032,776	2,700,895
Meredith	21,665,625	4,727,806	16,937,819
Sandwich	4,003,947	847,708	3,156,239
	29,403,243	6,608,290	22,794,953

Prepared by:	<u>Ashley Dolloff</u> <small>Ashley Dolloff (Oct 27, 2023 14:50 EDT)</small>	Oct 27, 2023
	Business Administrator	Date
Prepared by:	<u>Brian Eaton</u> <small>Brian Eaton (Oct 30, 2023 08:14 EDT)</small>	Oct 30, 2023
	Administrator II	10/25/2023 Date
Reviewed by:	<u>Mark Manganiello</u>	Oct 30, 2023
	Administrator IV	Date

<u>Sharon T. Pearson</u>	<u>10/30/23</u>
Director, Division of Municipal Services NH Department of Revenue Administration	Date





NH Department of Education  
Office of School Finance

FY2023 Cooperative District Apportionment  
271-2752

October 26, 2023

Jaffrey Rindge

Amount to Apportion (MS-24)		28,088,381
Less:		
State Education Tax	2,361,538	
Equitable Education Grants	<u>4,933,228</u>	
	7,294,766	
To be raised from local taxes		20,793,615

Apportionment of Local Taxes:	Apportioned	Less State Aid	Local Tax Assessment
Jaffrey	13,694,758	4,576,338	9,118,420
Rindge	<u>14,393,623</u>	<u>2,718,428</u>	<u>11,675,195</u>
	28,088,381	7,294,766	20,793,615

Approved by: Carrie Broderick Oct 26, 2023  
Carrie Broderick (Oct 26, 2023 10:08 EDT)  
Business Administrator Date

Prepared by: Brian Eaton Oct 26, 2023  
Brian Eaton (Oct 26, 2023 10:15 EDT)  
Administrator II Date

Reviewed by: Mark Manganiello Oct 26, 2023  
Bureau Administrator Date

[Signature] 10/27/23  
Director, Division of Municipal Services Date  
NH Department of Revenue Administration



NH Department of Education  
Office of School Finance

FY2024 Cooperative District Apportionment  
731-6514

October 30, 2023

John Stark Regional

Amount to Apportion (MS-24)		13,420,302
Less:		
State Education Tax	883,113	
Equitable Education Grants	<u>3,080,833</u>	
	3,963,946	
To be raised from local taxes		9,456,356

Apportionment of Local Taxes:			Local Tax
	Apportioned	Less State Aid	Assessment
Henniker	3,984,021	1,001,185	2,982,836
Weare	9,436,281	2,962,761	6,473,520
	<u>13,420,302</u>	<u>3,963,946</u>	<u>9,456,356</u>

Prepared by: Christopher Roy Oct 31, 2023  
Christopher Roy (Oct 31, 2023 10:20 EDT)  
Business Administrator

Prepared by: Brian Eaton Oct 31, 2023  
Brian Eaton (Oct 31, 2023 10:47 EDT)  
Administrator II

Reviewed by: Mark Manganiello Oct 31, 2023  
Administrator IV

Sandra T. Colwell 10/31/23  
Director, Division of Municipal Services  
NH Department of Revenue Administration



**NH Department of Education  
Bureau of School Finance**

**FY2024 Cooperative District Apportionment  
603-731-6514**

**October 17, 2023**

**Kearsarge Regional**

Amount to Apportion (MS-24)		45,814,781
Less:		
State Education Tax	6,476,911	
Equitable Education Grants	3,456,683	
	9,933,594	
To be raised from local taxes		35,881,187

Apportionment of Local Taxes:	Apportioned	Less State Aid	Local Tax Assessment
Bradford	4,445,300	1,235,253	3,210,047
New London	12,315,628	2,426,936	9,888,692
Newbury	7,831,041	1,578,633	6,252,408
Springfield	4,061,624	773,229	3,288,395
Sutton	5,699,394	1,177,616	4,521,778
Warner	7,442,961	1,842,990	5,599,971
Wilmot	4,018,833	898,937	3,119,896
	45,814,781	9,933,594	35,881,187

Prepared by: Larry L Oct 17, 2023  
Larry L (Oct 17, 2023 11:40 EDT)  
 Business Administrator Date

Prepared by: Brian Eaton Oct 17, 2023  
Brian Eaton (Oct 17, 2023 11:51 EDT)  
 Administrator II Date

Reviewed by: Mark Manganiello Oct 17, 2023  
 Administrator IV Date

Sandra T. Kelly 10/17/23  
 Director, Division of Municipal Services Date  
 NH Department of Revenue Administration

FY2024 Cooperative Apportionment

Kearsarge Regional		Current Expenses 60% on ADM - 40% on Eq. Val			
<b>2023-2024</b>					
Budget (MS22 & 24)	51,464,405				
Less Local Rev & Cr (MS24)	5,649,624				
Total to Apportion (MS24)	45,814,781				
Less Town Specific MS24 Rev	72				
Curr. Expenses to Apportion	45,814,853				
<b>State Aid</b>	EE	EE	Total	Town Specific Revenues	
	Retained Tax	Grant	State Aid	FY2023	National Forest
Bradford	445,462	789,791	1,235,253	Adeq. Aid	or
New London	2,426,936	-	2,426,936	Adjustment	Town
Newbury	1,578,633	-	1,578,633	Kindergarten Aid	Impact Fees
Springfield	429,097	344,132	773,229	-	Totals
Sutton	609,582	568,034	1,177,616	24	24
Warner	594,433	1,248,557	1,842,990	-	-
Willmot	392,768	506,169	898,937	-	-
Total	6,476,911	3,456,683	9,933,594	-	-
				72	72
<b>ADM - 21-22</b>					
<b>As Reported</b>			2021		
	3/7/2023	ADM %	Equal Val	Equal Val %	Combined %
Bradford	200.75	0.115645	315,397,672	0.069102	for Current Exp
New London	345.78	0.199191	1,703,584,807	0.373246	0.097028
Newbury	214.81	0.123744	1,103,195,988	0.241704	0.268813
Springfield	178.48	0.102816	307,669,763	0.067409	0.170928
Sutton	251.00	0.144592	429,558,920	0.094114	0.088653
Warner	362.17	0.208633	425,367,609	0.093196	0.124401
Willmot	182.93	0.105379	279,463,989	0.061229	0.162458
Total	1,735.92	1.000000	4,564,238,748	1.000000	0.087719
					1.000000
Current Expenditures	Less MS22	Town Specific	Total	Less Final	Local Tax
Rate		Apportioned	State Aid	Assessment	
Bradford	0.097028	4,445,324	1,235,253	3,210,047	
New London	0.268813	12,315,628	2,426,936	9,888,692	
Newbury	0.170928	7,831,041	1,578,633	6,252,408	
Springfield	0.088653	4,061,624	773,229	3,288,395	
Sutton	0.124401	5,699,414	1,177,616	4,521,778	
Warner	0.162458	7,442,989	1,842,990	5,599,971	
Willmot	0.087719	4,018,833	898,937	3,119,896	
Total	1.000000	45,814,853	9,933,594	35,881,187	
Prepared by	BEE 10/13/2023		Final State Aid & Local Assessment		45,814,781
Reviewed by	MPM 10/17/2023		Should match Total to Apportion MS24		

NH Department of Education  
Office of School Finance

FY2024 Cooperative District Apportionment  
271-0073

October 30, 2023

Lafayette Regional

Amount to Apportion (MS-24)		3,010,222
Less:		
State Education Tax	578,302	
Equitable Education Grants	<u>0</u>	
	578,302	
To be raised from local taxes		2,431,920

Apportionment of Local Taxes:	Apportioned	Less State Aid	Local Tax Assessment
Easton	553,350	80,729	472,621
Franconia	1,389,125	325,057	1,064,068
<u>Sugar Hill</u>	<u>1,067,747</u>	<u>172,516</u>	<u>895,231</u>
	3,010,222	578,302	2,431,920

Approved by:	<u>Toni Butterfield</u> Toni Butterfield (Nov 8, 2023 11:05 EST) Business Administrator	<u>Nov 8, 2023</u> Date
Prepared by:	<u>Matthew Welch</u> Matthew Welch (Nov 8, 2023 11:08 EST) Financial Analyst	<u>Nov 8, 2023</u> Date
Reviewed by:	<u>Mark Manganiello</u> Bureau Administrator	<u>Nov 8, 2023</u> Date

<u>Sandra T. Corbett</u> Director, Division of Municipal Services NH Department of Revenue Administration	<u>11/8/23</u> Date
---	------------------------





NH Department of Education  
Office of School Finance

FY2024 Cooperative District Apportionment  
731-6514

October 12, 2023

Lincoln-Woodstock Cooperative

Amount to Apportion (MS-24)		8,220,683
Less:		
State Education Tax	2,384,997	
Equitable Education Grants	<u>225,678</u>	
	2,610,675	
To be raised from local taxes		5,610,008

Apportionment of Local Taxes:			Local Tax
	Apportioned	Less State Aid	Assessment
Lincoln	5,339,915	1,826,549	3,513,366
<u>Woodstock</u>	<u>2,880,768</u>	<u>784,126</u>	<u>2,096,642</u>
	8,220,683	2,610,675	5,610,008

Reviewed by: Debbie O'Connor  
Debbie O'Connor (Oct 12, 2023 15:11 EDT)  
Business Administrator


Oct 12, 2023  
Date

Prepared by: Brian Eaton  
Brian Eaton (Oct 12, 2023 15:32 EDT)  
Administrator II

Oct 12, 2023  
Date

Reviewed by: Mark Manganiello  
Administrator IV

Oct 13, 2023  
Date

  
\_\_\_\_\_  
Director, Division of Municipal Services  
NH Department of Revenue Administration

10/13/2023  
Date



NH Department of Education  
Office of School Finance

FY2024  
Cooperative District Apportionment  
271-2752

November 8, 2023

Lisbon Regional

Amount to Apportion (MS-24)		5,293,360
Less:		
State Education Tax	395,882	
Equitable Education Grants	<u>1,907,137</u>	
	2,303,019	
To be raised from local taxes		2,990,341

Apportionment of Local Taxes:			Local Tax
	Apportioned	Less State Aid	Assessment
Lisbon	4,206,332	2,022,083	2,184,249
<u>Lyman</u>	<u>1,087,028</u>	<u>280,937</u>	<u>806,091</u>
	5,293,360	2,303,019	2,990,341

Prepared by: Toni Butterfield  
Toni Butterfield (Nov 8, 2023 11:08 EST)  
Business Administrator


Nov 8, 2023  
Date

Prepared by: Brian Eaton  
Brian Eaton (Nov 8, 2023 11:21 EST)  
Administrator II

11/8/2023 Nov 8, 2023  
Date

Reviewed by: Mark Manganiello  
Administrator IV

Nov 8, 2023  
Date

  
\_\_\_\_\_  
Director, Division of Municipal Services  
NH Department of Revenue Administration

11/9/23  
Date



**NH Department of Education  
Office of School Finance**

**FY2024 Cooperative District Apportionment  
731-6514**

**October 10, 2023**

**Mascoma Valley**

Amount to Apportion (MS-24)		28,027,776
Less: State Education Tax	2,223,561	
Equitable Education Grants	5,208,219	
	7,431,780	
		20,595,996

To be raised from local taxes

	Apportioned	Less State Aid	Local Tax Assessment
Apportionment of Local			
Canaan	11,364,938	3,285,030	8,079,908
Dorchester	913,008	361,431	551,577
Enfield	11,103,065	2,187,274	8,915,791
Grafton	3,740,444	1,291,470	2,448,974
Orange	906,321	306,575	599,746
	28,027,776	7,431,780	20,595,996

Reviewed by:	<i>Debra Ford</i>	<b>Oct 10, 2023</b>
	Debra Ford (Oct 10, 2023 10:58 EDT)	Date
	Business Administrator	

Prepared by:	<i>Brian Eaton</i>	<b>Oct 10, 2023</b>
	Brian Eaton (Oct 10, 2023 11:01 EDT)	Date
	Administrator II	

Reviewed by:	<i>Mark Manganiello</i>	<b>Oct 10, 2023</b>
	Bureau Administrator	Date

<i>Samuel T Lopez</i>	<b>10/10/23</b>
Director, Division of Municipal Services NH Department of Revenue Administration	Date

**FY2024 Cooperative Apportionment**

<b>Mascoma Valley</b>		Current Expenses 100% on ADMR average for 3 most recent years	
<b>2023-2024</b>		<b>Effective 7-1-2018</b>	
Budget (MS22 & 24)	31,358,376		
Less Local Rev & Cr (MS24)	3,330,600		
<b>Total to Apportion (MS24)</b>	<b>28,027,776</b>		
Less Town Specific MS24 Rev	-2,144		
<b>Curr. Expenses to Apportion</b>	<b>28,025,632</b>		
<b>State Aid</b>	<b>EE</b>	<b>EE</b>	<b>Total</b>
	Retained Tax	Grant	State Aid
Canaan	674,723	2,610,307	3,285,030
Dorchester	86,276	275,155	361,431
Enfield	1,167,181	1,020,093	2,187,274
Grafton	242,810	1,048,660	1,291,470
Orange	52,571	254,004	306,575
<b>Total</b>	<b>2,223,561</b>	<b>5,208,219</b>	<b>7,431,780</b>
	ADM - 19-20	ADM - 20-21	ADM - 21-22
	As Reported	As Reported	As Reported
	<b>3/25/2021</b>	<b>3/28/2022</b>	<b>3/7/2023</b>
			<b>Three Year</b>
			<b>Total ADM</b>
Canaan	440.58	439.74	425.44
Dorchester	33.22	36.63	35.05
Enfield	439.75	419.07	416.85
Grafton	146.96	138.57	143.96
Orange	32.92	33.18	38.03
<b>Total</b>	<b>1,093.43</b>	<b>1,067.19</b>	<b>1,059.33</b>
			<b>3,219.95</b>
			<b>ADM %</b>
Canaan			0.405522
Dorchester			0.032578
Enfield			0.396177
Grafton			0.133384
Orange			0.032339
<b>Total</b>			<b>1.000000</b>
	<b>Current Expenditures</b>	<b>Less MS-24</b>	<b>Total</b>
	<b>Rate</b>	<b>Town Specific</b>	<b>Apportioned</b>
Canaan	0.405522	72	11,364,938
Dorchester	0.032578	11	913,008
Enfield	0.396177	46	11,103,065
Grafton	0.133384	(2,273)	3,740,444
Orange	0.032339	-	906,321
<b>Total</b>	<b>1.000000</b>	<b>(2,144)</b>	<b>28,027,776</b>
			<b>Less Final</b>
			<b>State Aid</b>
Canaan			3,285,030
Dorchester			361,431
Enfield			2,187,274
Grafton			1,291,470
Orange			306,575
<b>Total</b>			<b>7,431,780</b>
			<b>Local Tax</b>
			<b>Assessment</b>
Canaan			8,079,908
Dorchester			551,577
Enfield			8,915,791
Grafton			2,448,974
Orange			599,746
<b>Total</b>			<b>20,595,996</b>
<b>Prepared by</b>	BEE 10.10.23		<b>Final State Aid &amp; Local Assessment</b>
<b>Reviewed by</b>	MPM 10.10.23		<b>Should match Total to Apportion MS24</b>
			<b>28,027,776</b>

NH Department of Education  
Office of School Finance

FY2024 Cooperative District Apportionment  
731-6514

October 10, 2023

Mascenic Regional

Amount to Apportion (MS-24)		17,179,011
Less:		
State Education Tax	1,132,739	
Equitable Education Grants	<u>5,063,672</u>	
	6,196,411	
To be raised from local taxes		10,982,600

Apportionment of Local Taxes:			Local Tax
	Apportioned	Less State Aid	Assessment
Greenville	4,218,598	2,429,935	1,788,663
<u>New Ipswich</u>	<u>12,960,413</u>	<u>3,766,476</u>	<u>9,193,937</u>
	17,179,011	6,196,411	10,982,600

Reviewed by: Lizabeth Baker Oct 12, 2023  
Lizabeth Baker (Oct 12, 2023 14:19 EDT)  
Business Administrator Date

Prepared by: Brian Eaton Oct 12, 2023  
Brian Eaton (Oct 12, 2023 14:43 EDT)  
Administrator II Date

Reviewed by: Mark Manganillo Oct 13, 2023  
Administrator IV Date

Sandra T. Greene 10/16/23  
Director, Division of Municipal Services Date  
NH Department of Revenue Administration





**NH Department of Education  
Bureau of School Finance**

**FY2024 Cooperative District Apportionment  
731-6514**

**November 16, 2023**

**Merrimack Valley**

Amount to Apportion (MS-24)	41,640,634
Less:	
State Education Tax	3,086,955
Equitable Education Grants	11,833,003
	14,919,958
To be raised from local taxes	26,720,676

	Apportioned	Less State Aid	Local Tax Assessment
Boscawen	9,030,152	3,719,453	5,310,699
Loudon	11,655,444	3,644,533	8,010,911
Penacook	13,906,340	5,700,575	8,205,765
Salisbury	3,138,171	814,791	2,323,380
<u>Webster</u>	3,910,527	1,040,606	2,869,921
	41,640,634	14,919,958	26,720,676

Prepared by: Hilary Denoncourt Nov 17, 2023  
Hilary Denoncourt (Nov 17, 2023 12:25 EST)  
 Business Administrator Date

Reviewed by: Brian Eaton Nov 17, 2023  
Brian Eaton (Nov 17, 2023 12:25 EST)  
 Administrator II Date

Reviewed by: Mark Mangano Nov 17, 2023  
 Bureau Administrator Date

Samuel T. Corbett 11/17/23  
 Director, Division of Municipal Services Date  
 NH Department of Revenue Administration



**NH Department of Education  
Office of School Finance**

**FY2024 Cooperative District Apportionment  
731-6514**

October 31, 2023

**Monadnock Regional**

Amount to Apportion (MS-24)		31,765,740
Less:		
State Education Tax	2,212,285	
Equitable Education Grants	11,041,054	
	13,253,339	

To be raised from local taxes		18,512,401
-------------------------------	--	------------

Apportionment of Local Taxes:			Local Tax
	Apportioned	Less State Aid	Assessment
Fitzwilliam	6,159,917	1,349,185	4,810,732
Gilsum	1,603,726	683,151	920,575
Richmond	2,590,116	1,079,200	1,510,916
Roxbury	509,025	135,681	373,344
Swanzey	16,257,266	7,308,493	8,948,773
Troy	4,645,690	2,697,629	1,948,061
	31,765,740	13,253,339	18,512,401

Prepared by:	<i>Janel L Morin</i>	Oct 31, 2023
	Janel L Morin (Oct 31, 2023 11:15 EDT)	Date
	Business Administrator	

Prepared by:	<i>Brian Eaton</i>	Oct 31, 2023
	Brian Eaton (Oct 31, 2023 11:25 EDT)	Date
	Administrator II	

Reviewed by:	<i>Mark Manganiello</i>	Oct 31, 2023
	Administrator IV	Date

<i>Samuel T. Green</i>	10/31/23
Director, Division of Municipal Services NH Department of Revenue Administration	Date





**NH Department of Education  
Office of School Finance**

**FY2024 Cooperative District Apportionment  
731-6514**

**November 8, 2023**

**Newfound Area**

Amount to Apportion (MS-24)		23,009,076
Less:		
State Education Tax	4,035,887	
Equitable Education Grants	3,740,286	
	7,776,173	
To be raised from local taxes		15,232,903


Apportionment of Local Taxes:

	Apportioned	Less State Aid	Local Tax Assessment
Alexandria	4,108,477	1,157,091	2,951,386
Bridgewater	1,763,215	900,521	862,694
Bristol	7,274,154	1,982,064	5,292,090
Danbury	2,886,859	1,219,217	1,667,642
Groton	1,084,536	435,231	649,305
Hebron	954,046	590,518	363,528
<u>New Hampton</u>	4,937,789	1,491,531	3,446,258
	23,009,076	7,776,173	15,232,903

Approved by: 7/27/2022 Nov 8, 2023  
 Business Administrator Date

Prepared by: Matthew Welch Nov 9, 2023  
Matthew Welch (Nov 9, 2023 07:45 EST) Date  
 Financial Analyst

Reviewed by: Mark Manganiello Nov 9, 2023  
 Bureau Administrator Date

 11/9/23  
 Director, Division of Municipal Services Date  
 NH Department of Revenue Administration

**FY2024 Cooperative Apportionment**

Newfound Area	2023-2024		Current Expenditures 100% on ADM		Town Specific Revenues		
	Budget (MS-22 & 24)	27,519,875	Transportion on ADM	Transported	FY2023 Adeq. Aid Adjustment	National Forest or Town Impact Fees	Totals
Budget (MS-22 & 24)	27,519,875				23	-	23
Less Local Rev & Cr (MS-24)	4,510,799				-	-	-
Total to Apportion (MS-24)	23,009,076				97	-	97
Town Specific MS-24 Rev	204				30	-	30
Less Transportation	1,441,362				20	-	20
Curr. Expenses to Apportion	21,567,918				-	-	-
					34	-	34
					204	-	204
<b>State Aid</b>							
			Total				
	Retained Tax	Grant	State Aid				
Alexandria	412,113	744,978	1,157,091				
Bridgewater	900,521		900,521				
Bristol	1,092,716	889,348	1,982,064				
Danbury	247,833	971,384	1,219,217				
Groton	138,348	296,883	435,231				
Hebron	590,518		590,518				
New Hampton	653,838	837,693	1,491,531				
Total	4,035,887	3,740,286	7,776,173				
	ADM - 21-22						
	As Reported	ADM %	2022-2023	ADM			
	3/7/2023		Transported	Transp %			
Alexandria	203.18	0.17789260	201.18	0.18852100			
Bridgewater	87.14	0.07629470	87.14	0.08165700			
Bristol	363.64	0.31838200	301.64	0.28265900			
Danbury	142.74	0.12497480	141.74	0.13282100			
Groton	53.60	0.04692900	53.6	0.05022700			
Hebron	47.15	0.04128180	47.15	0.04418300			
New Hampton	244.70	0.21424510	234.7	0.21993200			
Total	1,142.15	1.00000000	1,067.15	1.00000000			



**FY2024 Cooperative Apportionment**

	Current Expenditures Rate	Transportation Rate	Expenditures	Less MS-24 Town Specific	Total Apportioned	FY23 Adequacy	Local Tax Assessment
Alexandria	0.1778926	0.18852100	271,727	23	4,108,477	1,157,091	2,951,386
Bridgewater	0.0762947	0.08165700	117,697	-	1,763,215	900,521	862,694
Bristol	0.3183820	0.28265900	407,414	97	7,274,154	1,982,064	5,292,090
Danbury	0.1249748	0.13282100	191,443	30	2,886,859	1,219,217	1,667,642
Groton	0.0469290	0.05022700	72,395	20	1,084,536	435,231	649,305
Hebron	0.0412818	0.04418300	63,684	-	954,046	590,518	363,528
New Hampton	0.2142451	0.21993200	317,002	34	4,937,789	1,491,531	3,446,258
Total	1.0000000	1.00000000	1,441,362	204	23,009,076	7,776,173	15,232,903
Prepared by	mrw						
Reviewed by	mpm						
				Final State Aid & Local Assessment			23,009,076
				Should match Total to Apportionment MS-24			

NH Department of Education  
Office of School Finance





FY2024 Cooperative District Apportionment  
603-731-6514

October 18, 2023

Oyster River Coop

Amount to Apportion (MS-24)		47,150,363
Less:		
State Education Tax	4,015,162	
Equitable Education Grants	<u>5,712,929</u>	
	9,728,091	
To be raised from local taxes		37,422,272

Apportionment of Local Taxes:			Local Tax
	Apportioned	Less State Aid	Assessment
Durham	25,643,244	4,143,831	21,499,413
Lee	14,422,636	3,935,724	10,486,912
<u>Madbury</u>	<u>7,084,483</u>	<u>1,648,536</u>	<u>5,435,947</u>
	47,150,363	9,728,091	37,422,272

Approved by:	 Amy Ransom (Oct 20, 2023 09:37 EDT) Business Administrator	<u>Oct 20, 2023</u> Date
Prepared by:	 Brian Eaton (Oct 20, 2023 09:54 EDT) Administrator II	<u>Oct 20, 2023</u> Date
Reviewed by	 Mark Manganiello Bureau Administrator	<u>Oct 20, 2023</u> Date
 Director, Division of Municipal Services NH Department of Revenue Administration		<u>10/23/23</u> Date



**NH Department of Education  
Office of School Finance**

**FY2024 Cooperative District Apportionment**

603-731-6514

October 9, 2023

**Pemi-Baker Regional**

Amount to Apportion (MS-24)		15,872,930
Less:		
State Education Tax	1,664,559	
Equitable Education Grants	2,733,027	
	4,397,586	
To be raised from local taxes		11,475,344

Apportionment of Local Taxes:			Local Tax Assessment
	Apportioned	Less State Aid	
Ashland	1,569,291	320,630	1,248,661
Campton	2,993,716	891,370	2,102,346
Holderness	3,168,683	447,128	2,721,555
Plymouth	3,823,095	1,592,942	2,230,153
Rumney	1,251,006	366,634	884,372
Thornton	2,428,636	527,916	1,900,720
Wentworth	638,503	250,966	387,537
	15,872,930	4,397,586	11,475,344

Reviewed by: *Daniel Rossner* Oct 10, 2023  
: Daniel Rossner (Oct 10, 2023 09:15 EDT)  
 Business Administrator Date

Prepared by: *Matthew Welch* Oct 10, 2023  
: Matthew Welch (Oct 10, 2023 09:16 EDT)  
 Financial Analyst Date

Reviewed by: *Mark Manganiello* Oct 10, 2023  
 Bureau Administrator Date

*Samuel T. Drake* 10/10/23  
 Director, Division of Municipal Services Date  
 NH Department of Revenue Administration





NH Department of Education  
Bureau of School Finance

FY2024 Cooperative District Apportionment  
731-6514

November 14, 2023

Profile Regional

Amount to Apportion (MS-24)		6,016,890
Less:		
State Education Tax	835,233	
Equitable Education Grants	561,213	
	<u>1,396,446</u>	
To be raised from local taxes		4,620,444

Apportionment of Local Taxes:	Apportioned	Less State Aid	Local Tax Assessment
Bethlehem	3,229,711	820,765	2,408,946
Easton	258,459	69,576	188,883
Franconia	1,552,439	293,627	1,258,812
<u>Sugar Hill</u>	<u>976,281</u>	<u>212,478</u>	<u>763,803</u>
	6,016,890	1,396,446	4,620,444

Approved by:	<u>Toni Butterfield</u> Toni Butterfield (Nov 16, 2023 08:58 EST) Business Administrator	<u>Nov 16, 2023</u> Date
Prepared by:	<u>Matthew Welch</u> Matthew Welch (Nov 16, 2023 09:13 EST) Financial Analyst	<u>Nov 16, 2023</u> Date
Reviewed by:	<u>Mark Manganiello</u> Bureau Administrator	<u>Nov 16, 2023</u> Date

<u>Steven T. Coombs</u> Director, Division of Municipal Services NH Department of Revenue Administration	<u>11/16/23</u> Date
--	-------------------------







**NH Department of Education  
Office of School Finance**

**FY2024 Cooperative District Apportionment  
731-6514**

**November 13, 2023**

**Sanborn Regional**

Amount to Apportion (MS-24)		31,978,087
Less:		
State Education Tax	2,794,796	
Equitable Education Grants	3,103,207	
	5,898,003	
To be raised from local taxes		26,080,084

	Apportioned	Less State Aid	Local Tax Assessment
Kingston	17,229,048	3,109,305	14,119,743
<u>Newton</u>	14,749,039	2,788,698	11,960,341
	31,978,087	5,898,003	26,080,084

Approved by:	<u>Matthew Angell, Business Administrator</u> <small>Matthew Angell, Business Administrator (Nov 13, 2023 10:34 EST)</small>	Nov 13, 2023	
	Business Administrator	Date	
Prepared by:	<u>Matthew Welch</u> <small>Matthew Welch (Nov 13, 2023 10:44 EST)</small>	Nov 13, 2023	
	Financial Analyst	Date	
Reviewed by:	<u>Mark Manganiello</u>	Nov 13, 2023	
	Bureau Administrator	Date	

<u>Samuel T. Casanova</u>	11/13/23
Director, Division of Municipal Services	Date
NH Department of Revenue Administration	



NH Department of Education  
Office of School Finance

FY2024 Cooperative District Apportionment  
731-6514

October 19, 2023

Shaker Regional

Amount to Apportion (MS-24)		24,033,482
Less:		
State Education Tax	2,135,831	
Equitable Education Grants	<u>5,565,105</u>	
	7,700,936	
To be raised from local taxes		16,332,546

Apportionment of Local Taxes:			Local Tax
	Apportioned	Less State Aid	Assessment
Belmont	18,911,114	6,622,483	12,288,631
<u>Canterbury</u>	<u>5,122,368</u>	<u>1,078,453</u>	<u>4,043,915</u>
	24,033,482	7,700,936	16,332,546

Approved by: Debbie D. Thompson  
Debbie D. Thompson (Oct 19, 2023 10:25 EDT)  
Business Administrator

Oct 19, 2023  
Date

Prepared by: Brian Eaton  
Brian Eaton (Oct 19, 2023 10:31 EDT)  
Administrator II

Oct 19, 2023  
Date

Reviewed by: Mark Manganiello  
Bureau Administrator

Oct 19, 2023  
Date

Sandra T. Clark  
Director, Division of Municipal Services  
NH Department of Revenue Administration

10/19/23  
Date



NH Department of Education  
Office of School Finance

FY2024 Cooperative District Apportionment  
731-6514

October 25, 2023

Souhegan Cooperative

Amount to Apportion (MS-24)		18,233,017
Less:		
State Education Tax	1,323,072	
Equitable Education Grants	<u>1,955,869</u>	
	3,278,941	
To be raised from local taxes		14,954,076

Apportionment of Local Taxes:			Local Tax
	Apportioned	Less State Aid	Assessment
Amherst	15,419,425	2,673,931	12,745,494
<u>Mont Vernon</u>	<u>2,813,592</u>	<u>605,010</u>	<u>2,208,582</u>
	18,233,017	3,278,941	14,954,076

Approved by: Amy Facey  
Amy Facey (Oct 25, 2023 11:24 EDT)  
Business Administrator


Oct 25, 2023  
Date

Prepared by: Brian Eaton  
Brian Eaton (Oct 25, 2023 11:57 EDT)  
Financial Analyst

Oct 25, 2023  
Date

Reviewed by: Mark Manganiello  
Bureau Administrator

Oct 25, 2023  
Date

  
Director, Division of Municipal Services  
NH Department of Revenue Administration

10/25/23  
Date



**NH Department of Education  
Office of School Finance**

**FY2024 Cooperative District Apportionment  
731-6514**

**October 18, 2023**

**Timberlane Regional**

Amount to Apportion (MS-24)		81,434,779
Less:		
State Education Tax	6,517,291	
Equitable Education Grants	10,545,892	
	17,063,183	
To be raised from local taxes		64,371,596

Apportionment of Local Taxes:	Apportioned	Less State Aid	Local Tax Assessment
Atkinson	18,644,806	3,139,224	15,505,582
Danville	14,495,941	3,638,040	10,857,901
Plaistow	24,938,847	4,795,811	20,143,036
<u>Sandown</u>	23,355,185	5,490,108	17,865,077
	81,434,779	17,063,183	64,371,596

Reviewed by:	<i>Marie Watkins</i>	<b>Oct 18, 2023</b>
	Business Administrator	Date

Prepared by:	<i>Matthew Welch</i>	<b>Oct 18, 2023</b>
	<small>Matthew Welch (Oct 18, 2023 14:34 EDT)</small> Financial Analyst	Date

Reviewed by:	<i>Mark Manganelli</i>	<b>Oct 18, 2023</b>
	Administrator IV	Date

<i>Stanley T. Casella</i>	<b>10/18/23</b>
Director, Division of Municipal Services NH Department of Revenue Administration	Date





**NH Department of Education  
Office of School Finance**

**FY2024 Cooperative District Apportionment  
731-6514**

**October 18, 2023**

**Timberlane Regional**

Amount to Apportion (MS-24)		81,434,779
Less:		
State Education Tax	6,517,291	
Equitable Education Grants	10,545,892	
	17,063,183	
To be raised from local taxes		64,371,596

	Apportioned	Less State Aid	Local Tax Assessment
Atkinson	18,644,806	3,139,224	15,505,582
Danville	14,495,941	3,638,040	10,857,901
Plaistow	24,938,847	4,795,811	20,143,036
Sandown	23,355,185	5,490,108	17,865,077
	81,434,779	17,063,183	64,371,596

Reviewed by:	<i>Mania Watkins</i>	<b>Oct 18, 2023</b>
	Business Administrator	Date
Prepared by:	<i>Matthew Welch</i>	<b>Oct 18, 2023</b>
	<small>Matthew Welch (Oct 18, 2023 14:34 EDT)</small>	Date
Reviewed by:	<i>Mark Manganiello</i>	<b>Oct 18, 2023</b>
	Administrator IV	Date

<i>Steven T. Casper</i>	<b>10/18/23</b>
Director, Division of Municipal Services NH Department of Revenue Administration	Date



NH Department of Education  
Office of School Finance


FY2024 Cooperative District Apportionment  
731-6514

October 24, 2023

**White Mountains Regional**

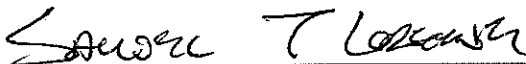
Amount to Apportion (MS-24)		20,392,873
Less:		
State Education Tax	2,261,634	
Equitable Education Grants	<u>7,016,638</u>	
	9,278,272	
To be raised from local taxes		11,114,601

Apportionment of Local Taxes:	Apportioned	Less State Aid	Local Tax Assessment
Carroll	3,894,566	918,964	2,975,602
Dalton	1,948,536	887,265	1,061,271
Jefferson	2,248,135	803,550	1,444,585
Lancaster	7,219,371	4,314,871	2,904,500
<u>Whitefield</u>	<u>5,082,265</u>	<u>2,353,622</u>	<u>2,728,643</u>
	20,392,873	9,278,272	11,114,601

Reviewed by:  Oct 24, 2023  
Business Administrator Date

Administrator Brian Eaton Oct 24, 2023  
Brian Eaton (Oct 24, 2023 14:47 EDT) Administrator II Date

Reviewed by: Mark Manganiello Oct 25, 2023  
Administrator IV Date

 10/25/23  
Director, Division of Municipal Services Date

White Mountains Regional		Current Expenses 60% on ADM - 40% on Eq. Val	
2023-2024			
Budget (MS22 & 24)	25,071,130		
Less Local Rev & Cr (MS24)	4,678,257		
Total to Apportion (MS24)	20,392,873		
Less Town Specific MS24 Rev	19,707		
Curr. Expenses to Apportion	20,412,580		
<b>State Aid</b>		<b>Total</b>	<b>Town Specific Revenues</b>
	Retained Tax	State Aid	<b>FY2023</b>
	Grant		<b>Adequacy</b>
			<b>Adj</b>
			<b>National</b>
			<b>Forest</b>
			<b>Totals</b>
Carroll	918,964	918,964	13,056
Dalton	174,237	887,265	34
Jefferson	238,647	803,550	24
Lancaster	528,225	4,314,871	150
Whitefield	401,561	2,353,622	102
<b>Total</b>	<b>2,261,634</b>	<b>9,278,272</b>	<b>310</b>
			<b>19,397</b>
			<b>13,056</b>
			<b>34</b>
			<b>24</b>
			<b>150</b>
			<b>102</b>
			<b>19,397</b>
			<b>13,056</b>
			<b>34</b>
			<b>24</b>
			<b>150</b>
			<b>102</b>
			<b>19,397</b>
			<b>13,056</b>
			<b>34</b>
			<b>24</b>
			<b>150</b>
			<b>102</b>
			<b>19,397</b>
			<b>13,056</b>
			<b>34</b>
			<b>24</b>
			<b>150</b>
			<b>102</b>
			<b>19,397</b>
			<b>13,056</b>
			<b>34</b>
			<b>24</b>
			<b>150</b>
			<b>102</b>
			<b>19,397</b>
			<b>13,056</b>
			<b>34</b>
			<b>24</b>
			<b>150</b>
			<b>102</b>
			<b>19,397</b>
			<b>13,056</b>
			<b>34</b>
			<b>24</b>
			<b>150</b>
			<b>102</b>
			<b>19,397</b>
			<b>13,056</b>
			<b>34</b>
			<b>24</b>
			<b>150</b>
			<b>102</b>
			<b>19,397</b>
			<b>13,056</b>
			<b>34</b>
			<b>24</b>
			<b>150</b>
			<b>102</b>
			<b>19,397</b>
			<b>13,056</b>
			<b>34</b>
			<b>24</b>
			<b>150</b>
			<b>102</b>
			<b>19,397</b>
			<b>13,056</b>
			<b>34</b>
			<b>24</b>
			<b>150</b>
			<b>102</b>
			<b>19,397</b>
			<b>13,056</b>
			<b>34</b>
			<b>24</b>
			<b>150</b>
			<b>102</b>
			<b>19,397</b>
			<b>13,056</b>
			<b>34</b>
			<b>24</b>
			<b>150</b>
			<b>102</b>
			<b>19,397</b>
			<b>13,056</b>
			<b>34</b>
			<b>24</b>
			<b>150</b>
			<b>102</b>
			<b>19,397</b>
			<b>13,056</b>
			<b>34</b>
			<b>24</b>
			<b>150</b>
			<b>102</b>
			<b>19,397</b>
			<b>13,056</b>
			<b>34</b>
			<b>24</b>
			<b>150</b>
			<b>102</b>
			<b>19,397</b>
			<b>13,056</b>
			<b>34</b>
			<b>24</b>
			<b>150</b>
			<b>102</b>
			<b>19,397</b>
			<b>13,056</b>
			<b>34</b>
			<b>24</b>
			<b>150</b>
			<b>102</b>
			<b>19,397</b>
			<b>13,056</b>
			<b>34</b>
			<b>24</b>
			<b>150</b>
			<b>102</b>
			<b>19,397</b>
			<b>13,056</b>
			<b>34</b>
			<b>24</b>
			<b>150</b>
			<b>102</b>
			<b>19,397</b>
			<b>13,056</b>
			<b>34</b>
			<b>24</b>
			<b>150</b>
			<b>102</b>
			<b>19,397</b>
			<b>13,056</b>
			<b>34</b>
			<b>24</b>
			<b>150</b>
			<b>102</b>
			<b>19,397</b>
			<b>13,056</b>
			<b>34</b>
			<b>24</b>
			<b>150</b>
			<b>102</b>
			<b>19,397</b>
			<b>13,056</b>
			<b>34</b>
			<b>24</b>
			<b>150</b>
			<b>102</b>
			<b>19,397</b>
			<b>13,056</b>
			<b>34</b>
			<b>24</b>
			<b>150</b>
			<b>102</b>
			<b>19,397</b>
			<b>13,056</b>
			<b>34</b>
			<b>24</b>
			<b>150</b>
			<b>102</b>
			<b>19,397</b>
			<b>13,056</b>
			<b>34</b>
			<b>24</b>
			<b>150</b>
			<b>102</b>
			<b>19,397</b>
			<b>13,056</b>
			<b>34</b>
			<b>24</b>
			<b>150</b>
			<b>102</b>
			<b>19,397</b>
			<b>13,056</b>
			<b>34</b>
			<b>24</b>
			<b>150</b>
			<b>102</b>
			<b>19,397</b>
			<b>13,056</b>
			<b>34</b>
			<b>24</b>
			<b>150</b>
			<b>102</b>
			<b>19,397</b>
			<b>13,056</b>
			<b>34</b>
			<b>24</b>
			<b>150</b>
			<b>102</b>
			<b>19,397</b>
			<b>13,056</b>
			<b>34</b>
			<b>24</b>
			<b>150</b>
			<b>102</b>
			<b>19,397</b>
			<b>13,056</b>
			<b>34</b>
			<b>24</b>
			<b>150</b>
			<b>102</b>
			<b>19,397</b>
			<b>13,056</b>
			<b>34</b>
			<b>24</b>
			<b>150</b>
			<b>102</b>
			<b>19,397</b>
			<b>13,056</b>
			<b>34</b>
			<b>24</b>
			<b>150</b>
			<b>102</b>
			<b>19,397</b>
			<b>13,056</b>
			<b>34</b>
			<b>24</b>
			<b>150</b>
			<b>102</b>
			<b>19,397</b>
			<b>13,056</b>
			<b>34</b>
			<b>24</b>
			<b>150</b>
			<b>102</b>
			<b>19,397</b>
			<b>13,056</b>
			<b>34</b>
			<b>24</b>
			<b>150</b>
			<b>102</b>
			<b>19,397</b>
			<b>13,056</b>
			<b>34</b>
			<b>24</b>
			<b>150</b>
			<b>102</b>
			<b>19,397</b>
			<b>13,056</b>
			<b>34</b>
			<b>24</b>
			<b>150</b>
			<b>102</b>
			<b>19,397</b>
			<b>13,056</b>
			<b>34</b>
			<b>24</b>
			<b>150</b>
			<b>102</b>
			<b>19,397</b>
			<b>13,056</b>
			<b>34</b>
			<b>24</b>
			<b>150</b>
			<b>102</b>
			<b>19,397</b>
			<b>13,056</b>
			<b>34</b>
			<b>24</b>
			<b>150</b>
			<b>102</b>
			<b>19,397</b>
			<b>13,056</b>
			<b>34</b>
			<b>24</b>
			<b>150</b>
			<b>102</b>
			<b>19,397</b>
			<b>13,056</b>
			<b>34</b>
			<b>24</b>
			<b>150</b>
			<b>102</b>
			<b>19,397</b>
			<b>13,056</b>
			<b>34</b>
			<b>24</b>
			<b>150</b>
			<b>102</b>
			<b>19,397</b>
			<b>13,056</b>
			<b>34</b>
			<b>24</b>
			<b>150</b>
			<b>102</b>
			<b>19,397</b>
			<b>13,056</b>
			<b>34</b>
			<b>24</b>
			<b>150</b>
			<b>102</b>
			<b>19,397</b>
			<b>13,056</b>
			<b>34</b>
			<b>24</b>
			<b>150</b>
			<b>102</b>
			<b>19,397</b>
			<b>13,056</b>
			<b>34</b>
			<b>24</b>
			<b>150</b>
			<b>102</b>
			<b>19,397</b>
			<b>13,056</b>
			<b>34</b>
			<b>24</b>
			<b>150</b>
			<b>102</b>
			<b>19,397</b>
			<b>13,056</b>
			<b>34</b>
			<b>24</b>
			<b>150</b>
			<b>102</b>
			<b>19,397</b>
			<b>13,056</b>
			<b>34</b>
			<b>24</b>
			<b>150</b>
			<b>102</b>

**NH Department of Education  
Office of School Finance**

**FY2024 Cooperative District Apportionment  
731-6514**

**November 3, 2023**

**Wilton Lyndeborough Coop**

Amount to Apportion (MS-24)		12,809,027
Less:		
State Education Tax	1,189,725	
Equitable Education Grants	1,983,063	
	3,172,788	
To be raised from local taxes		9,636,239

Apportionment of Local Taxes:			Local Tax
	Apportioned	Less State Aid	Assessment
Lyndeborough	3,534,075	783,386	2,750,689
Wilton	9,274,952	2,389,402	6,885,550
	12,809,027	3,172,788	9,636,239

Prepared by: <u><i>Kristie LaPlante</i></u> <small>Kristie LaPlante (Nov 3, 2023 12:05 EDT)</small>	Nov 3, 2023
Business Administrator	Date

Prepared by: <u><i>Brian Eaton</i></u> <small>Brian Eaton (Nov 3, 2023 13:05 EDT)</small>	Nov 3, 2023
Administrator II	Date

Reviewed by: <u><i>Mark Manganiello</i></u>	Nov 6, 2023
Administrator IV	Date

<i>Andrew T Laporte</i>	11/6/23
Director, Division of Municipal Services NH Department of Revenue Administration	Date



NH Department of Education  
Office of School Finance

FY2024 Cooperative District Apportionment  
731-6514

October 25, 2023

Winnacunnet Coop

Amount to Apportion (MS-24)		27,994,593
Less:		
State Education Tax	4,716,891	
Equitable Education Grants	<u>782,974</u>	
	5,499,865	
To be raised from local taxes		22,494,728

Apportionment of Local Taxes:	Apportioned	Less State Aid	Local Tax Assessment
Hampton	13,177,666	2,538,343	10,639,323
Hampton Falls	2,254,917	481,413	1,773,504
North Hampton	3,991,299	711,874	3,279,425
Seabrook	<u>8,570,711</u>	<u>1,768,235</u>	<u>6,802,476</u>
	27,994,593	5,499,865	22,494,728

Approved by: Nancy Tuttle Oct 26, 2023  
Nancy Tuttle (Oct 26, 2023 13:38 EDT)  
Business Administrator Date

Prepared by: Brian Eaton Oct 26, 2023  
Brian Eaton (Oct 26, 2023 13:42 EDT)  
Administrator II Date

Reviewed by: Mark Manganiello Oct 26, 2023  
Bureau Administrator Date

Shawn T. Cronin 10/26/23  
Director, Division of Municipal Services Date  
NH Department of Revenue Administration





NH Department of Education  
Bureau of School Finance

FY2024 Cooperative District Apportionment  
731-6514

November 17, 2023

**Winnisquam Regional**

Amount to Apportion (MS-24)		23,280,913
Less:		
State Education Tax	3,051,393	
Equitable Education Grants	6,797,879	
	9,849,272	
To be raised from local taxes		13,431,641

	Apportioned	Less State Aid	Local Tax Assessment
Northfield	8,823,080	5,265,698	3,557,382
Sanbornton	6,162,806	1,560,178	4,602,628
Tilton	8,295,027	3,023,396	5,271,631
	23,280,913	9,849,272	13,431,641

Approved by:	<i>Rebecca Weldon</i> <small>Rebecca Weldon (Nov 20, 2023 09:43 EST)</small>	<u>Nov 20, 2023</u> Date
	Business Administrator	

Prepared by:	<i>Brian Eaton</i> <small>Brian Eaton (Nov 20, 2023 10:10 EST)</small>	<u>Nov 20, 2023</u> Date
	Administrator II	

Reviewed by:	<i>Mark Manganiello</i>	<u>Nov 20, 2023</u> Date
	Administrator IV	

<i>Sandra T. Lawrence</i>	<u>11/20/23</u> Date
Director, Division of Municipal Services NH Department of Revenue Administration	

